



- Stainless steel IP67 shear beam load cell
- Suitable for floor scales, automobile test facilities, hopper scales, and other electronic weighing devices
- Metric and imperial dimensions



Capacity	Accuracy	Part-Number
250 kg	C3	B8D-C3-250kg-6B-SC(-W6)
0.5 t	C3	B8D-C3-0.5t-6B-SC(-W6)
1 t	C3	B8D-C3-1t-6B-SC(-W6)
2 t	C3	B8D-C3-2t-6B-SC(-W6)
5 t	C3	B8D-C3-5t-6B-SC(-W6)
10 t ¹	C3	B8D-C3-10t-6B-SC(-W6)

Specification:

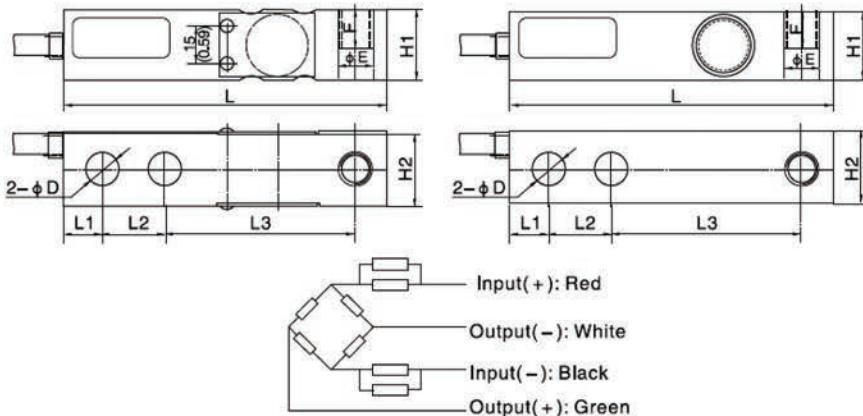
Accuracy class		OIML R60 C3
Output sensitivity (= FS)	mV/V	3.0 ± 0.002
Maximum capacity (E _{max})	t	0.25 ¹ , 0.5, 1, 2, 5, 10t ¹²
Maximum number of load cell intervals (n _{LC})		3000
Ratio of minimum LC verification interval Y = E _{max} / V _{min}		5000 - 9000 ³
Combined Error	%FS	± 0.0200
Minimum dead load	kg	0
Safe overload	of E _{max}	150 %
Ultimate overload	of E _{max}	300 %
Zero balance	of FS	< ± 1.0 %
Excitation, recommended voltage	V	5 ~ 12
Excitation maximum	V	18
Terminal resistance, input	Ω	350 ± 3.5
Terminal resistance, output	Ω	351 ± 2
Insulation impedance	MΩ	≥5000 (at 50VDC)
Temperature range, compensated	°C	-10 ~ +40
Temperature range, operating	°C	-35 ~ +65
Element material		Stainless steel
Ingress Protection (according to EN 60529)		IP67
Recommended torque on fixation bolts	Nm	M12:100 M18:200 M24:700
ATEX classification (optional)		II1G Ex ia II1C T4 II1D Ex iaD 20 T73°C II3G nL II C T4

Note 1: 250 kg and 10t OIML approval pending

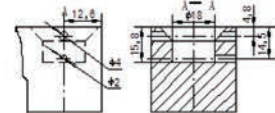
Note 2: Imperial version are available

Note 3: Y value is indicated on the load cell

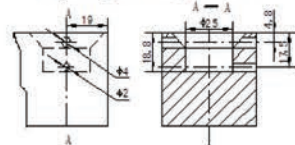
Outline Dimensions in mm



Part-Number: B8D XX-XXX-XX-W6
Capacity: 0.2 - 5kSE, 0.1 - 2t



Capacity 5 - 10k, 2.5 - 5t



Capacity	Dimension	L	L1	L2	L3	D	H1	H2	E	F	M
150kg, 250kg, 0.1t, 0.2t, 0.3t, 0.4t, 0.5t, 250lb, 500lb, 750lb, 1k		130.05 (5.12)	15.7 (0.62)	25.4 (1.0)	76.2 (3.0)	13.2 (0.52)	30.2 (1.19)	30.2 (1.19)	13.4 (0.53)	16 (0.63)	M12-6H 1/2-20UNF-2B
750kg, 1t, 1.5t, 2t, 1.5k, 2k, 2.5k, 3k, 4k, 5k SE		130 (5.12)	15.7 (0.62)	25.4 (1.0)	76.2 (3.0)	13.4 (0.53)	30.2 (1.19)	30.2 (1.19)	13.4 (0.53)	16 (0.63)	M12-6H 1/2-20UNF-2B
3t, 5t, 7.5t, 2.5k, 5k, 7.5k, 10k, 15k		171 (6.73)	19 (0.75)	38.1 (1.5)	95.2 (3.75)	20.6 (0.81)	36.8 (1.45)	36.8 (1.45)	20.6 (0.81)	20 (0.79)	M20 x 2.5-6H 3/4-15UNF-2B
10t 20k		171 (6.73)	25.4 (1.0)	50.8 (2.0)	120.7 (4.75)	26.9 (1.06)	49.5 (1.95)	49.5 (1.95)	26.9 (1.06)	26 (1.02)	M24 x 2-6H 1-12UNF-2B

Wiring:

- Shielded, 4 conductor cable. Cable: φ5 mm.
- Standard cable length: 6m.
- Cable type and cable length for customer's own application are available on request.
- Shield not connected to element.